

# A New Muricid Gastropod from Western Australia

BY

ANTHONY D'ATTILIO

Department of Marine Invertebrates, Natural History Museum, San Diego, California 92112

AND

WILLIAM E. OLD, Jr.

Department of Living Invertebrates American Museum of Natural History  
Seventy-ninth Street and Central Park West, New York, New York 10024

(1 Plate; 1 Text figure)

SOME TIME AGO, Dr. Barry Wilson, Curator of Mollusks, at the Western Australian Museum, Perth, Western Australia, submitted a portion of the Museum's collection of muricid gastropods for examination. The collection consists of shells obtained by the Western Australian-Hawaiian Expedition, material from their own collecting trips, and specimens received from other sources. Among the material is a distinctive new species which is described below.

## *Haustellum* SCHUMACHER, 1817

Type species: *Murex haustellum* LINNAEUS, 1758 by tautonymy.

Radular dentition herein illustrated, Figure 3. Operculum with centrally situated nucleus.

## *Haustellum wilsoni* D'ATTILIO & OLD, spec. nov.

**Description:** Shell club-shaped with a moderately short canal; with 7 rounded whorls (protoconch in Paratypes "B" and "E" consists of 2 polished rounded whorls); whorls deeply and widely channeled below the suture; 3

varices on first 4 or 5 whorls, which follow one another axially with slight irregularity; varices thick, strongly rounded and reflected; varices may be excavated on the trailing edge. Sculpture on surface consisting of nodulose axial ribbing, usually 5 ribs between each varix, and of low spiral cords, about 10 on the body whorl; between the nodulose cords, finer intercalating non-nodulose striae are present; about 5 or 6 similar cords on spire but more elevated and pronounced than those on later whorls. The



Figure 3

Radular characters of the central tooth and a lateral tooth of *Haustellum haustellum* (LINNAEUS, 1758). Greatly enlarged.  
Drawing by Anthony D'Attilio

## Plate Explanation

### *Haustellum wilsoni* D'ATTILIO & OLD, spec. nov.

Figure 1, a and b: Paratype "A" (AMNH no. 154655) Jurien Bay, West Australia

Figure 2, a and b: (Inset Figure 2c): Holotype (WAM N/3981) Jurien Bay, West Australia, in craypot at 35-40 fathoms.

Figure 2c: Apical view of Holotype. All Figures  $\times 1$

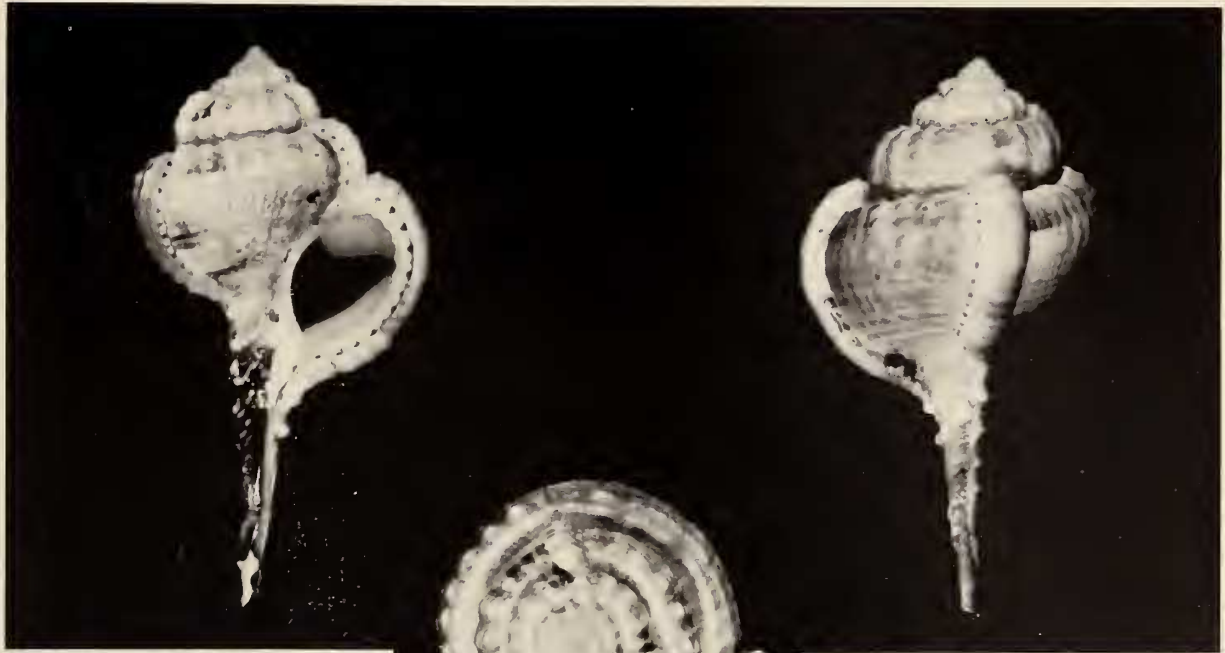


Figure 1a

Figure 1b

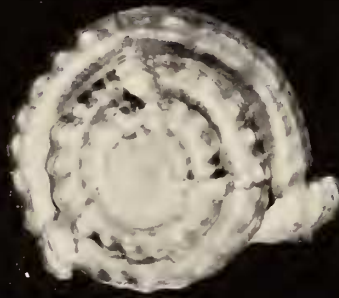


Figure 2c

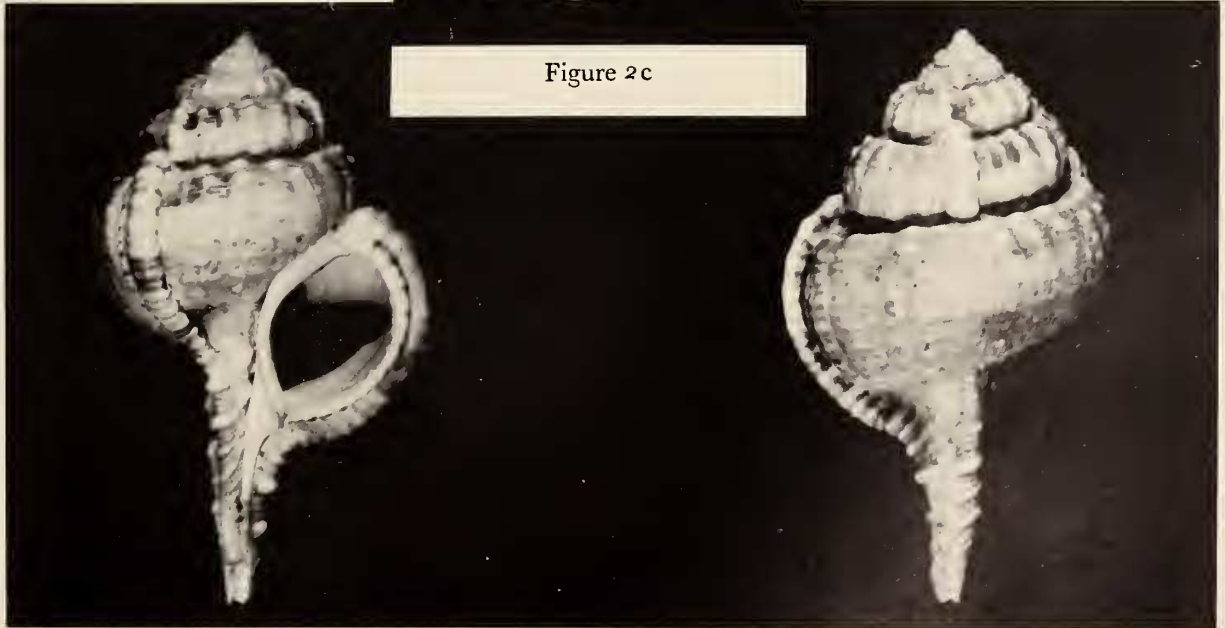


Figure 2a

Figure 2b

